







<p>To develop ideas</p> 	<p>Master of techniques</p> 	<p>History of art</p> 
---	--	---



	<u>Term 1</u>	<u>Term 2</u>	<u>Term 3</u>	<u>Term 4</u>	<u>Term 5</u>	<u>Term 6</u>
Reception	Collaborative artwork- linked to PSED	Exploring new media 3D FORM PAINTING DRAWING COLLAGE (clay, paint, pastels, collage)	Exploring new techniques PAINTING DRAWING Printing (brush strokes, shading)	Revisiting and improving artwork (Austin's Butterfly)	Making choices about artwork MIXED MEDIA	Comparing and evaluating artwork
Year 1	PKC unit: Colour PAINTING MIXED MEDIA	PKC unit: Line DRAWING MIXED MEDIA			PKC unit: sculpture DRAWING 3D FORM	PKC unit: Architecture DRAWING 3D FORM COLLAGE Year 2History: GfOL
Year 2	PKC unit: colour, shape and texture DRAWING PAINTING COLLAGE		PKC unit: Portraits and self portraits DRAWING PAINTING		PKC unit: Landscape and symmetry DRAWING PAINTING MIXED MEDIA 3D FORM	
Year 3	PKC unit: Art of Ancient Egypt DRAWING 3D FORM History: Ancient Egypt		PKC unit: Line DRAWING Printing		PKC unit: Architecture DRAWING 3D FORM COLLAGE Languages Spanish culture History- recapping architecture of London History- Year 5 Ancient Greece	
Year 4	PKC unit: Still life and form DRAWING		PKC unit: Design DRAWING PAINTING		PKC unit: Anglo Saxon Art DRAWING PAINTING COLLAGE History: Year 4 Anglo Saxons	
Year 5	PKC unit: William Morris DRAWING Printing History- Year 5 The Victorians			PKC unit: Islamic Art and architecture RE: Year 4 Islam- special buildings. Dome of the Rock DRAWING PAINTING 3D FORM		PKC unit: Style in art DRAWING PAINTING
Year 6			PKC unit: Impressionism and post-impressionism DRAWING PAINTING COLLAGE		PKC unit: Art from Western Africa DRAWING 3D FORM	

Year 1	Materials and focus	Term 1	Term 2	Term 3	Term 4	Term 5	Term 6
ALL UNITS CONTAIN AN ELEMENT OF DRAWING AT SOME STAGE							
<p>Summary</p> <p>Concepts in Art: Colour, line, style</p> <p>Types of Art: Architecture, Sculpture</p> <p>Skills: Painting, Drawing, 3D form, Collage</p> <p>Process (analysing, exploring, observing, evaluation): verbal, observational and imaginative drawing activities, written and verbal evaluation of own artwork, working with others to produce an artwork</p>	<p>Painting Brush hold, brush choice, colour mixing, brushstrokes, colour matching, accuracy, watercolour</p> <p>Drawing Using lines, using a ruler, observation, detail, pencil, charcoal, felt tips, oil pastels</p> <p>3D form Modelling with clay-sticking and carving, model making with mixed media, casting plaster, sculpting with wire</p> <p>Collage Collage with tissue paper-tearing</p>	<p style="text-align: center;"><u>Colour</u></p> <p>Artists: Van Gogh, Bruegel, Vermeer, Hockney, Monet</p> <p>Concepts: Primary and secondary colours, warm and cool colours, tints and shades, rough and smooth brushstrokes</p> <p>Skills: colour mixing, holding and using a brush, using different brushstrokes</p> <p style="text-align: center;">PAINTING</p> <p style="text-align: center;">MIXED MEDIA</p>	<p style="text-align: center;"><u>Line</u></p> <p>Artists: Rembrandt, Miro, Klee</p> <p>Concepts: Lines as basic tools, describing different lines, different materials for making lines, lines can be used to represent different things</p> <p>Skills: drawing different lines with different materials, drawing lines with a ruler, painting and colouring neatly inside shapes, drawing from the imagination</p> <p style="text-align: center;">DRAWING</p> <p style="text-align: center;">MIXED MEDIA</p>		<p style="text-align: center;"><u>Sculpture</u></p> <p>Artists: Degas, Gormley, Hepworth, Moore, Giacometti</p> <p>Concepts: Defining sculpture, materials, carving/building-up sketches/maquettes, casting, colour in sculpture, different styles, scale</p> <p>Skills: Drawing people from life, using charcoal, modelling with clay, and painting detail, sculpting with wire</p> <p style="text-align: center;">DRAWING</p> <p style="text-align: center;">3D FORM</p>		<p style="text-align: center;"><u>Architecture</u></p> <p>Buildings: Westminster Abbey, St Paul's Cathedral, Houses of Parliament, Southwark Cathedral, The Penguin House at London Zoo</p> <p>Concepts: Defining architecture, purpose, features, design process.</p> <p>Skills: line drawing (detail), collage with tissue paper, modelling with clay, designing for a purpose, model making with mixed media</p> <p style="text-align: center;">DRAWING</p> <p style="text-align: center;">3D FORM</p> <p style="text-align: center;">COLLAGE</p> <p style="text-align: center;"></p> <p style="text-align: center;">Year 2History: GfOL</p>

Year 2	Materials and focus	Term 1	Term 2	Term 3	Term 4	Term 5	Term 6
ALL UNITS CONTAIN AN ELEMENT OF DRAWING AT SOME STAGE							
<p>Concepts in Art: Colour, Shape, Pattern, Symmetry</p> <p>Types of Art: Portraits, Landscapes</p> <p>Skills: Painting, Drawing, Collage, Mixed media</p> <p>Process (analysing, exploring, observing, evaluation): verbal, observational, analytical and imaginative drawing activities, written and verbal evaluation of own artwork, working with others to produce an artwork</p>	<p>Painting Colour mixing, shade, tint, brushstroke</p> <p>Drawing Mark making using chalk, pencil, oil pastel, pencil – draw shapes, facial feature, line patterns</p> <p>3D form Using natural objects - symmetry</p> <p>Collage Layering Cut-out collage</p>	<p><u>Unit: Colour, Shape and Collage</u></p> <p>Artists: Calder, Delaunay, Klee, Kandinsky, Monet, Picasso, Matisse</p> <p>Concepts: Secondary and primary colours, tints, shades, cool colours, warm colours, complementary colour, geometric shape, composition, cut-out,, geometric shape</p> <p>Skills: colour mixing – tints and shades, cutting shapes</p> <p style="text-align: center;">PAINTING</p> <p style="text-align: center;">DRAWING</p> <p style="text-align: center;">COLLAGE</p>		<p><u>Unit: Portraits and self portraits</u></p> <p>Artists: Gentileschi, Leonardo Da Vinci. Holbein, Kahlo, Van Gogh, Rembrandt, Picasso</p> <p>Concepts: Secondary and primary colours, tint, shade, skin tone, tone, portrait, self-portrait</p> <p>Skills: using pencil to draw lines, ovals and facial features. Using paint to mix skin tone.</p> <p style="text-align: center;">DRAWING</p> <p style="text-align: center;">PAINTING</p>		<p><u>Unit: Landscape and Symmetry</u></p> <p>Artists: Constable, Turner, Rousseau, Hobbema, Leonardo Da Vinci, Goldsworthy</p> <p>Concepts: Landscape, seascape, sketching, symmetry</p> <p>Skills: pencil – continuous lines, paint – brushstrokes, oil pastels to create different line patterns, natural objects to create a 3D form</p> <p style="text-align: center;">DRAWING</p> <p style="text-align: center;">PAINTING</p> <p style="text-align: center;">MIXED MEDIA</p> <p style="text-align: center;">3D FORM</p>	

Year 3	Materials and focus	Term 1	Term 2	Term 3	Term 4	Term 5	Term 6
ALL UNITS CONTAIN AN ELEMENT OF DRAWING AT SOME STAGE							
<p>Summary</p> <p>Concepts in Art: Line, Form, Pattern, symmetry</p> <p>Types of Art: Ancient Egypt, Architecture</p> <p>Skills: Painting, Drawing, 3D form, Collage, Printing, Mixed media</p> <p>Process (analysing, exploring, observing, evaluation): verbal, observational and imaginative drawing activities, annotation of artwork, sketching/creating a design for a finished piece</p>	<p>Painting Brush hold, brush choice, colour mixing, brushstrokes, using a sponge, accuracy, watercolour</p> <p>Drawing Using lines, observation, detail, using a ruler, line weight, sketching, pencil techniques to show tone, chalk and charcoal to show tone, oil pastels – working dark to light</p> <p>3d form Modelling with clay – sticking and carving, clay relief, model making with mixed media</p> <p>Collage Collage with paper and tissue paper</p> <p>Printing Mono-printing with polystyrene</p>	<p>Art of Ancient Egypt</p> <p>Art: The Great Sphinx, Bust of Nefertiti, Tutankhamun's death mask, Book of the Dead</p> <p>Concepts: Power of the Pharaohs represented in art, what is a bust, first use of paper, AE gods</p> <p>Skills: sketching, modelling in clay, creating patterns, making paper, drawing in profile</p> <p>3D FORM</p> <p>DRAWING</p> <p></p> <p>Year 3 History: Ancient Egypt</p>			<p>Line</p> <p>Artists: Klee, Leonardo, Picasso, Rembrandt, Van Gogh, Moore, Hokusai</p> <p>Concepts: Lines as basic tools, lines with different materials, line weight, different types of line, different ways to use line, printing to create lines</p> <p>Skills: continuous line drawing, line weight, drawing contour lines, monoprinting</p> <p>DRAWING</p> <p>PRINTING</p>	<p>Architecture</p> <p>Architecture/Architects: Parthenon , Callicrates), St Paul's Cathedral (Wren), Sagrada Familia (Gaudi), Grand Stupa</p> <p>Concepts: What is architecture/an architect, sculptures in relief - frieze (Parthenon marbles history), line and symmetry in architecture, features of architecture (towers/domes) Gaudi's use of curved lines, nature, mosaics and stained glass</p> <p>Skills: Using lines to create a design, working with clay to create a relief, building up and carving away, collage</p> <p>DRAWING</p> <p>SCULPTURE</p> <p>COLLAGE</p>	

Year 4	Materials and focus	Term 1	Term 2	Term 3	Term 4	Term 5	Term 6
ALL UNITS CONTAIN AN ELEMENT OF DRAWING AT SOME STAGE							
<p>Summary Concepts in Art: Light, Design – Elements of Art, Pattern</p> <p>Types of Art: Still life, Anglo-Saxon, expressionism</p> <p>Textiles Skills: Painting, Drawing, Mixed media</p> <p>Process (analysing, exploring, observing, evaluation):</p> <p>verbal, observational and drawing activities, annotation of artwork, sketching/creating a design for a finished piece, written and verbal evaluation of own artwork</p>	<p>Painting Brush hold, brush choice, colour mixing, brushstrokes, ground and underpainting using acrylic, using paint to show tone, accuracy, watercolour</p> <p>Drawing Using lines, observation, detail, sketching, chalk and charcoal to show tone</p> <p>Collage Collage with paper</p>	<p>Still Life and Form</p> <p>Artists: Warhol, Morandi, Stubbs, Cezanne, Moser</p> <p>Concepts: What is a still life, still life throughout history, using tone to create form, highlight, shade/shadow, cast shadow, mid-tone, using colour to create form</p> <p>Skills: Pencil techniques to show form and tone, crosshatching, drawing still life – what you see, layering oil pastels</p> <p style="text-align: center;">DRAWING</p>		<p>Design</p> <p>Artists: Matisse, Munch, Kauffman</p> <p>Concepts: Meaning of design in art, the elements of art, composition, cutouts, expressionism, colour and line to create emotion, complementary colours</p> <p>Skills: Arranging a composition, using lines to show expression, painting with watercolour</p> <p style="text-align: center;">DRAWING</p> <p style="text-align: center;">PAINTING</p>		<p>Anglo Saxon Art</p> <p>Art: Sutton Hoo treasures, Lindisfarne Gospels, Bayeux Tapestry</p> <p>Concepts: AngloSaxon designs, interlocking and interlaced patterns, symmetry, illumination, embroidery</p> <p>Skills: Drawing fine detail, creating patterns, using different grade brushes, painting with watercolours, collage</p> <p style="text-align: center;">DRAWING</p> <p style="text-align: center;">PAINTING</p> <p style="text-align: center;">COLLAGE</p> <p style="text-align: right;"> History: Year 4 Anglo Saxons</p>	

Year 5	Materials and focus	Term 1	Term 2	Term 3	Term 4	Term 5	Term 6
ALL UNITS CONTAIN AN ELEMENT OF DRAWING AT SOME STAGE							
<p>Summary Concepts in Art: Style, Colour, Pattern, Abstract</p> <p>Types of Art: Rococo, Modernism, Abstract, Islamic art, The Arts and Crafts Movement</p> <p>Skills: Painting, Drawing, 3D form, Printing, Mixed media</p> <p>Process: (analysing, exploring, observing, evaluation):</p> <p>verbal, observational, analytical and imaginative drawing activities, annotation of artwork, sketching/creating a design for a finished piece, written and verbal evaluation of own artwork, independently choosing materials and creating a design for a finished artwork – this may be working with others to produce</p>	<p>Painting Using acrylic on canvas, creating texture with acrylic</p> <p>Drawing Using lines, rulers and compasses, observation, using pencil, using oil pastels and soft pastels to show tone</p> <p>3d form Modelling with clay – sticking and carving (reliefs), Cardboard reliefs,</p> <p>Printing Reduction printing with polystyrene</p>	<p>William Morris</p> <p>Artist/Designer: William Morris – a detailed study</p> <p>Concepts: Morris as an architect, designer, writer, businessman, British Arts and Crafts movement, rejection of industrialisation, influence of Medieval art and design, influence of Islamic design, textile and wallpaper design, block printing and reduction printing.</p> <p>Skills: Creating a design based on nature, relief reduction printing.</p> <p style="text-align: center;">DRAWING</p> <p style="text-align: center;">PRINTING</p> <p style="text-align: center;"></p> <p style="text-align: center;">History- Year 5 The Victorians</p>			<p>Islamic Art and Architecture</p> <p>Architecture: The Dome of the Rock, The Alhambra, The Taj Mahal, Begum</p> <p>Concepts: Features of Islamic art and design – geometric patterns, vegetal patterns, calligraphy, tilework, plasterwork. Characteristic features of Islamic architecture in mosques, palaces and tombs – domes, minarets, arches, muqarnas.</p> <p>Skills: using rulers and compasses to draw geometric patterns, paintings with inks, working with clay – carving and building up, painting clay.</p> <p style="text-align: center;">DRAWING</p> <p style="text-align: center;">PAINTING</p> <p style="text-align: center;">3D FORM</p> <p style="text-align: center;"></p> <p style="text-align: center;">History- Year 4. Special buildings. Dome of the Rock</p>		<p>Style in Art</p> <p>Artists/Designers: Stubbs, Munch, Watteau, Chippendale, Van Doesburg, Breuer, Mondrian, Delaunay, Pollock, Rothko, Kandinsky</p> <p>Concepts: What is style in art, features of Rococo art and design, features of Modernist art and design, comparing Rococo and Modernist styles, features and ideas behind abstract art, colour theory in abstract art</p> <p>Skills: Using oil pastels and soft pastels to create light/shade and different marks, accurately copying shapes, independent design by drawing, painting with acrylic on canvass, painting patterns, using colour theory to make colour decisions, creating texture with acrylic</p> <p style="text-align: center;">DRAWING</p> <p style="text-align: center;">PAINTING</p>

Year 6	Materials and focus	Term 1	Term 2	Term 3	Term 4	Term 5	Term 6
ALL UNITS CONTAIN AN ELEMENT OF DRAWING AT SOME STAGE							
<p>Summary</p> <p>Concepts in Art: Realism - Observational Drawing, Painting en plein air, Pattern</p> <p>Types of Art:—, Impressionism and Post-Impressionism, Modernism</p> <p>Skills: Painting, Drawing, 3D form, Collage</p> <p>Process (analysing, exploring, observing, evaluation):</p> <p>verbal, observational, analytical and imaginative drawing activities, annotation of artwork, sketching/creating a design for a finished piece, written and verbal evaluation of own artwork, independently choosing materials and creating a design for a finished artwork – this may be working with others to produce an artwork.</p>	<p>Painting Observation, Using watercolours – light to dark, broken brushstrokes, painting plaster</p> <p>Drawing Using lines, observation, using pencil, sketching, simplifying forms, using chalk and charcoal to show tone</p> <p>3D form Using 3d mixed media to design and create relief sculptures- cardboard relief</p>	<p>Impressionism and Post-Impressionism</p> <p>Artists: Monet, Degas, Renoir, Cassatt, Cezanne, Van Gogh, Gauguin</p> <p>Concepts: painting out of doors, landscapes, scenes from everyday life, influence of Japanese prints, expressing light and colour with rapid brushwork, the influence of science about the way we see, changes of emphasis by the post-impressionists (Cezanne, Van Gogh, Gauguin).</p> <p>Skills: painting en plein air and with broken brushstrokes, use of chalk and charcoal for tone, collage</p> <p>PAINTING DRAWING COLLAGE</p>					<p style="text-align: center;">Art from Western Africa</p> <p>Art: Antelope headdresses of Mali, ivory carvings and bronze relief sculptures and panels from Benin</p> <p>Concepts: Spiritual purpose and significance of many African works of art, ceremonial masks, cultural changes reflected in artwork, for example the influence of the Portuguese traders on West African art.</p> <p>Skills: Using 3d mixed media to design and create relief sculptures.</p> <p style="text-align: center;">3D FORM</p> <p style="text-align: center;">DRAWING</p>

